

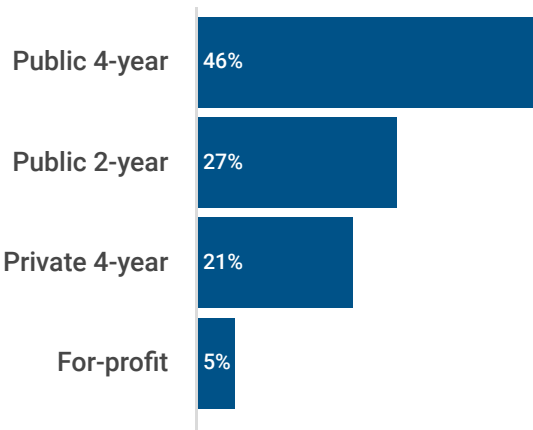
Students of Higher Education Today

Today's college students are increasingly more diverse. Understanding the population of higher education today is important for improving postsecondary access and helping students succeed.

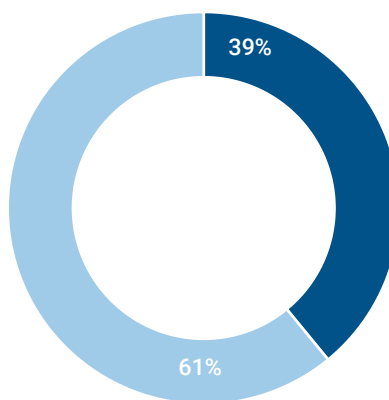
STUDENT SNAPSHOT

Over 19.6 million students are enrolled in postsecondary institutions.

Over one in four are enrolled at a public 2-year institution.



About two out of five attend part time.



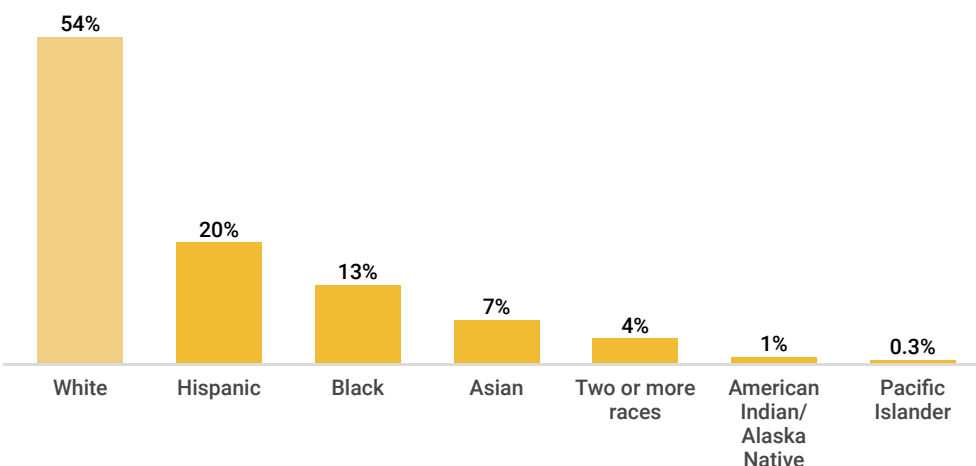
About 57% identify as female.



Source for data on sex and attendance: U.S. Department of Education, National Center for Education Statistics, Digest of Education Statistics, 2019, Table 303.10.
Source for data on institution type: U.S. Department of Education, National Center for Education Statistics, Digest of Education Statistics, 2019, Table 302.25.

RACE OR ETHNICITY

Students of color account for 46% of all enrolled students.



Source: U.S. Department of Education, National Center for Education Statistics, Digest of Education Statistics, 2019, Table 306.20.
Notes: All data represent students enrolled at Title IV, degree-granting institutions in the United States. | Updated March 2022



Nearly two out of every five students are first generation.

Source: U.S. Department of Education, National Center for Education Statistics, National Postsecondary Student Aid Study-Administrative Collection: 2018, Undergraduates (NPSAS-AC)



Across all students, 4% are veterans.

Source: U.S. Department of Education, National Center for Education Statistics, National Postsecondary Student Aid Study-Administrative Collection: 2018, Undergraduates (NPSAS-AC)



Nearly one in five students are parents.

Source: U.S. Department of Education, National Center for Education Statistics, National Postsecondary Student Aid Study-Administrative Collection: 2018, Undergraduates (NPSAS-AC)



About 1.1 million students are international.

Source: U.S. Department of Education, National Center for Education Statistics, Digest of Education Statistics, 2019-20, Table 310.20.



About 2% of students are undocumented: of those, 43% are DACA eligible.

Source: Presidents' Alliance on Higher Education and Immigration and New American Economy, *Undocumented Students in Higher Education* (March 2021).

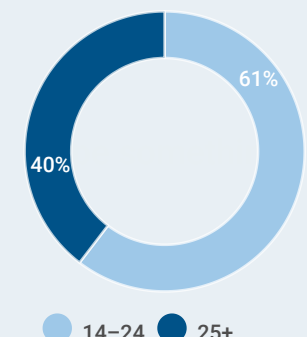


One in four undergraduate students work full time.

Source: U.S. Department of Education, National Center for Education Statistics, National Postsecondary Student Aid Study: 2016 Undergraduates (NPSAS:UG)

AGE

Two out of every five students are 25 years old or older.



Source: U.S. Department of Education, National Center for Education Statistics, Digest of Education Statistics, 2018, Table 303.40.
Note: Numbers may not add up to 100% due to rounding.